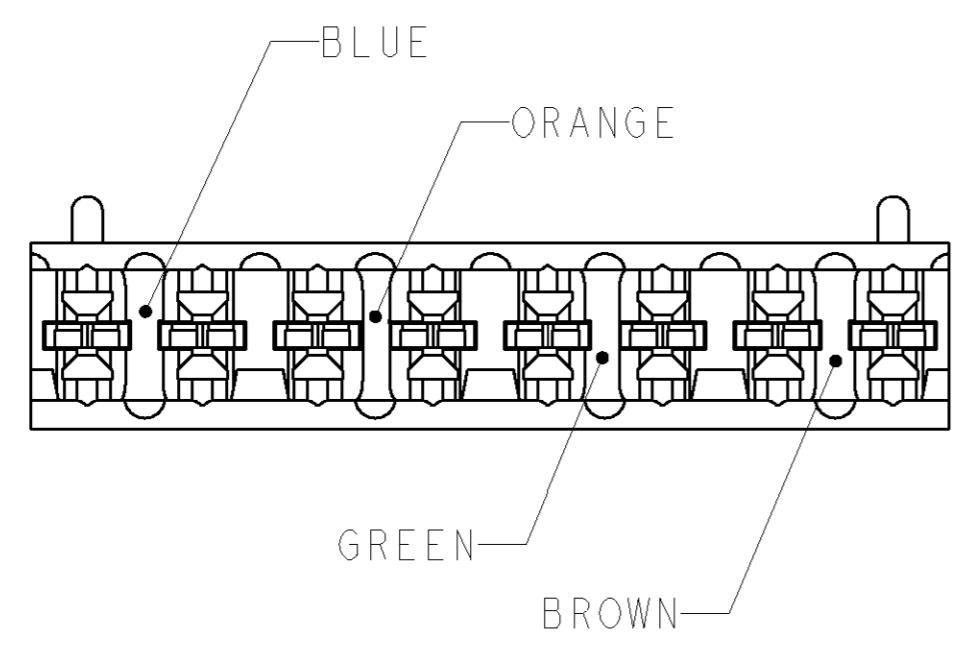
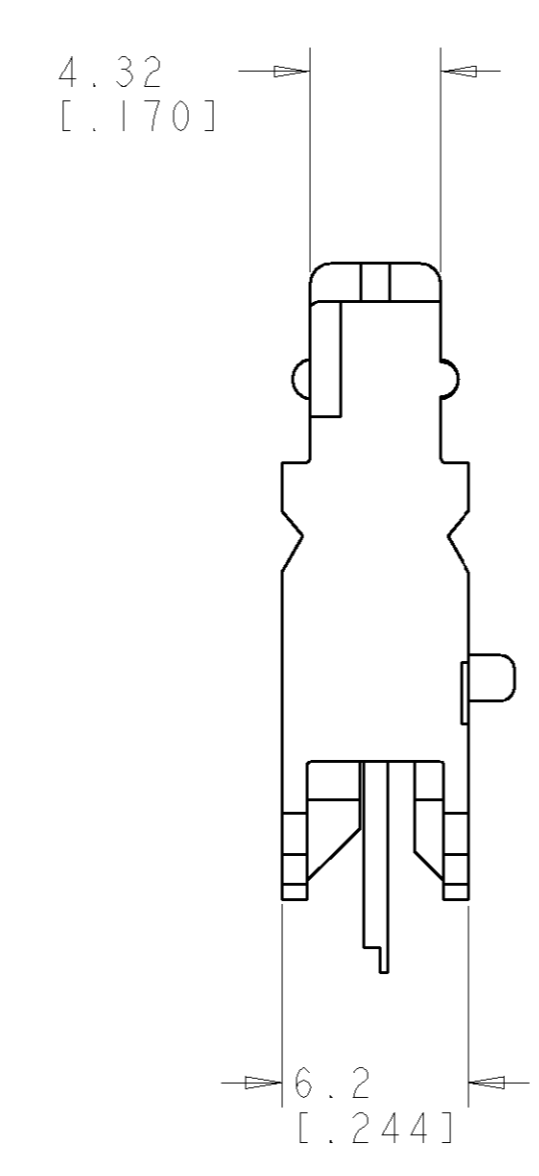
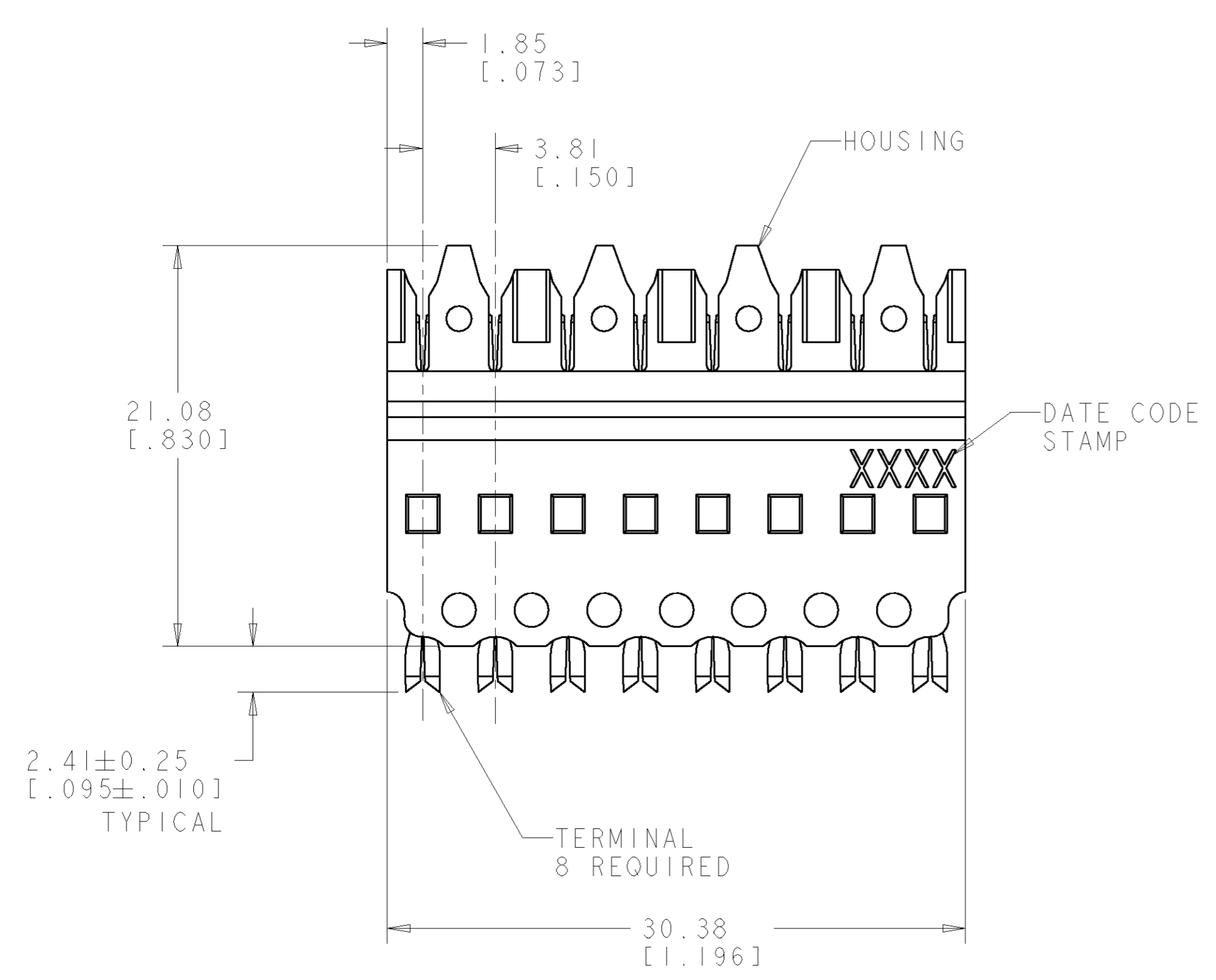


THIS DRAWING IS UNPUBLISHED. RELEASED FOR PUBLICATION 20  
 © COPYRIGHT 20 BY TYCO ELECTRONICS CORPORATION. ALL RIGHTS RESERVED.

LOC	DIST	REVISIONS					
		P	LTR	DESCRIPTION	DATE	DWN	APVD
HM	00	G		REDWN, REV; EC 0B40-0298-02	06JAN03	GG	SH
		H		REV; EC 0B40-0038-03	13FEB03	GG	SH



- 1. MATERIAL: HOUSING - POLYCARBONATE MOLDING COMPOUND, IVORY.  
 TERMINALS - PHOSPHOR BRONZE PLATED WITH 3.81um [.000150] MINIMUM THICK NICKEL UNDERPLATE.
- 2. ALL DIMENSIONS SHOWN ARE NOMINAL UNLESS OTHERWISE SPECIFIED.
- 3. SEE RESTRICTED CUSTOMER DRAWING 2-558401-1.
- 4. SEE RESTRICTED CUSTOMER DRAWING 3-558401-1.



4  
3  
558401-1  
PART NUMBER

<small>THIS DRAWING IS A CONTROLLED DOCUMENT FOR TYCO ELECTRONICS CORPORATION. IT IS SUBJECT TO CHANGE AND THE CONTROLLING ENGINEERING ORGANIZATION SHOULD BE CONTACTED FOR THE LATEST REVISION.</small>		DWN G. GARRETT 06 JAN 03 CHK S. HERNDON 06 JAN 03 APVD S. HERNDON 06 JAN 03	<b>tyco</b> Tyco Electronics <b>Electronics</b> Harrisburg, PA 17105-3608
DIMENSIONS: MM [INCHES]	TOLERANCES UNLESS OTHERWISE SPECIFIED: 0 PLC ± 1 PLC ± 2 PLC ± 3 PLC ±0.127 [.005] 4 PLC ± ANGLES ± FINISH	PRODUCT SPEC - APPLICATION SPEC - WEIGHT -	NAME CONNECTOR BLOCK ASSEMBLY, 4 PAIR, XC, 110CONNECT
MATERIAL △ -	△ -	CUSTOMER DRAWING	SIZE A2 CAGE CODE 00779 DRAWING NO. 558401 RESTRICTED TO - SCALE 4:1 SHEET 1 OF 1 REV H